

This article was downloaded by:

On: 16 January 2011

Access details: *Access Details: Free Access*

Publisher *Taylor & Francis*

Informa Ltd Registered in England and Wales Registered Number: 1072954 Registered office: Mortimer House, 37-41 Mortimer Street, London W1T 3JH, UK



Journal of Energetic Materials

Publication details, including instructions for authors and subscription information:

<http://www.informaworld.com/smpp/title~content=t713770432>

Gaseous Products of Dinitromethane Decomposition Determined by DTA/FTIR

Jan Ottis^a; Zdeněk Jalový^a; Františeke Liška^b

^a Institute of Energetic Materials, Faculty of Chemical Technology, University of Pardubice, Pardubice, Czech Republic ^b Charles University in Prague, Faculty of Education, Department of Chemistry and Chemical Education, Prague, Czech Republic

To cite this Article Ottis, Jan , Jalový, Zdeněk and Liška, Františeke(2008) 'Gaseous Products of Dinitromethane Decomposition Determined by DTA/FTIR', Journal of Energetic Materials, 26: 4, 220 – 229

To link to this Article: DOI: 10.1080/07370650802182534

URL: <http://dx.doi.org/10.1080/07370650802182534>

PLEASE SCROLL DOWN FOR ARTICLE

Full terms and conditions of use: <http://www.informaworld.com/terms-and-conditions-of-access.pdf>

This article may be used for research, teaching and private study purposes. Any substantial or systematic reproduction, re-distribution, re-selling, loan or sub-licensing, systematic supply or distribution in any form to anyone is expressly forbidden.

The publisher does not give any warranty express or implied or make any representation that the contents will be complete or accurate or up to date. The accuracy of any instructions, formulae and drug doses should be independently verified with primary sources. The publisher shall not be liable for any loss, actions, claims, proceedings, demand or costs or damages whatsoever or howsoever caused arising directly or indirectly in connection with or arising out of the use of this material.

Gaseous Products of Dinitromethane Decomposition Determined by DTA/FTIR

JAN OTTIS,¹ ZDENĚK JALOVÝ,¹ and
FRANTIŠEK LIŠKA²

¹Institute of Energetic Materials, Faculty of Chemical
Technology, University of Pardubice, Pardubice, Czech
Republic

²Charles University in Prague, Faculty of Education,
Department of Chemistry and Chemical Education,
Prague, Czech Republic

*Gaseous products of the thermal decomposition of
dinitromethane and potassium dinitromethanide were
investigated by simultaneous DTA/FTIR analyses. Both
isothermal and non-isothermal DTA regimes were applied.
Nitrous oxide and carbon dioxide were detected by FTIR.*

Keywords: decomposition, dinitromethane, DTA, FTIR,
potassium dinitromethanide

Introduction

Both thermal and chemical stabilities of dinitromethane (DNM) are significantly lower than stabilities of other polynitromethanes. Pure dinitromethane can be prepared in small quantities [1] and stored at low temperatures for prolonged periods, but at room temperatures it decomposes in approximately

Address correspondence to Jan Ottis, Institute of Energetic Materials, Faculty of Chemical Technology, University of Pardubice, Studentská 95, CZ-532 10 Pardubice, Czech Republic. E-mail: ottis@ntrem.com

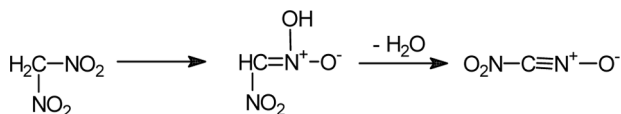
1 day [2]. The use of organic solvents extracts of dinitromethane or potassium dinitromethanide is less dangerous than pure dinitromethane.

In the field of synthesis of energetic materials, dinitromethane is a by-product of 2,2-dinitroethene-1,1-diamine (FOX-7) production [3,4]. In this procedure, dinitromethane remains dissolved in waste acids after isolation of FOX-7 and presents a tedious by-product due to its explosive and toxic properties. Salts of dinitromethane are suggested as an intermediate product and starting material for synthesis of explosives and propellants containing *gem*-dinitro groups [5]. Potassium dinitromethanide is also a starting material for synthesis of new energetic plasticizers derived from 2,2-dinitropropane-1,3-diol [6].

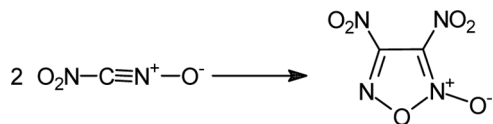
In contrast with the gas-phase decomposition of nitro compounds [7], the decomposition in the liquid state has not been studied well enough. The most typical reaction of nitroalkane salts in acid solutions is the Nef reaction [8,9], yielding an aldehyde or ketone together with nitrous oxide.

This work deals with the thermal decomposition of dinitromethane in diluted acid, organic solvents and with the decomposition of potassium dinitromethanide.

Khrapovsky et al. [10] suggested theoretical mechanism of dinitromethane decomposition in liquid phase. Nitroformonitril oxide is a potential intermediate of dinitromethane decomposition.



Nitroformonitril oxide is also considered as an intermediate in synthesis of 4,5-dinitrofuroxane from dinitromethane in concentrated sulphuric acid or oleum [11].



Torsell and Ryhage [12] described thermal decomposition of aliphatic nitrocompounds: potassium trinitromethanide,

potassium 1,1-dinitroethanide, nitronitroso alkanes, and halogen nitroalkanes in organic solvents. Nitrous oxide and carbon dioxide together with little amounts of nitric oxide, nitrogen dioxide, and potassium salts (KNO_2 , KNO_3 , KOAc) were found as the decomposition products of potassium trinitromethanide (in dimethoxyethane) and potassium 1,1-dinitroethanide (in dimethylformamide).

Rahman and Clapp [13] reported that thermal decomposition of potassium 1,1-dinitroethanide and potassium 1,1-dinitropropanide in dimethylformamide at 80°C gave acetic and propionic acid, respectively and potassium nitrite.

Duden [14] described thermal decomposition of potassium dinitromethanide at 205°C yielding potassium carbonate, water, carbon dioxide, nitric oxide, and nitrogen.

Experimental

Caution: All polynitro compounds are considered toxic and potentially explosive and should be handled with appropriate precautions. Free dinitromethane is unstable even at room temperature; potassium dinitromethanide may be sensitive to electric spark, friction, and impact.

Syntheses of Dinitromethane and Potassium Dinitromethanide

1. From barbituric acid [15,16]. Barbituric acid (Aldrich, 99%) was nitrated to form 5,5-dinitrobarbituric acid, which was subsequently hydrolyzed with potassium hydroxide. Resulting potassium dinitromethanide was isolated in the yield of 67.5%, m.p. $221\text{--}222^\circ\text{C}$. The salt was directly used for DTA/FTIR study or for preparation of dinitromethane solutions in diluted sulphuric acid and dinitromethane solutions in organic solvents.
2. From 2-methylpyrimidine-4,6-diol [3,4]. 2-Methylpyrimidine-4,6-diol (Aldrich, 97%) was nitrated with mixed acid. After nitration, the reaction mixture was poured into water. The resulting 2,2-dinitroethene-1,1-diamine

was filtered off and the reaction mixture containing dinitromethane was submitted to DTA/FTIR analysis.

DTA/FTIR Analysis

Differential thermal analysis measurements were determined on a DTA 551-Ex apparatus (OZM Research, CZ), constructed especially for the analyses of explosive substances [17]. Massive construction of the apparatus makes possible to measure the thermal decomposition of primary and secondary explosives, propellants, and pyrotechnics. Analyses were carried out in glass microtubes, with the heating rate of $5^{\circ}\text{C min}^{-1}$ or as isothermal measurement at desired temperature.

Infrared spectra were determined on a Nicolet Protégé 460 spectrometer. The inlet of FTIR with GC interface (Nicolet Corporation) was connected into the DTA test tube (see Fig. 1). To avoid breakage of test tubes and/or the KBr windows inside the GC interface, the charge of the liquid sample was 150 mg. A peristaltic pump was connected to GC interface outlet, so that the waste gases were sucked with a constant rate 90 mL min^{-1} . Volume of the FTIR/GC sampling space is about 4.5 mL. The transfer line as well as the cell was heated to 120°C . The optical length of the sampling cell is 20 m.

After the sample had been put into the test tube and connected with the GC interface, the system was flushed with gaseous nitrogen and then both DTA and FTIR analysis were launched. The heating rate was $5^{\circ}\text{C min}^{-1}$ or $0^{\circ}\text{C min}^{-1}$ in the case of isothermal measurement was applied, spectral resolution was 2 cm^{-1} and spectra were scanned each 3.7s. Before each measurement the inner space of the machine and the experimental space were flushed with nitrogen.

Evaluation of DTA Records and Spectra

The time was obtained from the time-concentration record, when the concentration of gases

1. started to increase;
2. approached the maximum.

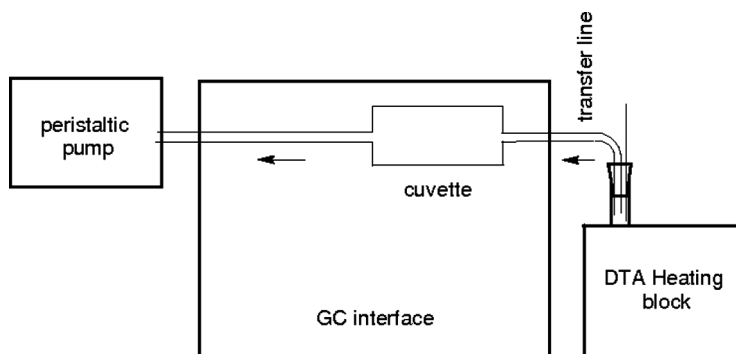


Figure 1. A block diagram of the FTIR/DTA experiments arrangement.

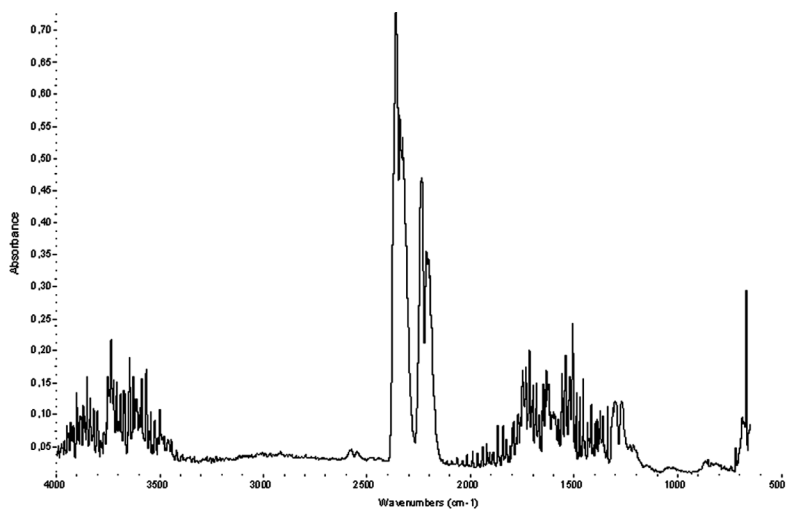


Figure 2. FTIR spectra of decomposition products of water solution of DNM (7.5%) in H_2SO_4 (20.0%). Clear are absorption strips for CO_2 (2360, 2340 cm^{-1}) and N_2O (2240, 2220 cm^{-1}). Noticeable are strips for NO_2 (1630, 1600 cm^{-1}); however, they are in combination with water strips. *Note.* No additional operations with spectra were performed.

Table 1
FTIR results of thermal decomposition of dinitromethane (DNM) and potassium dinitromethanide

DTA conditions	Sample composition	FTIR results
Isothermal 80°C	Water solution of dinitromethane ^(a) 1.5% DNM 20.0% H ₂ SO ₄ , max. 0.7% HNO ₃	N ₂ O, CO ₂ (H ₂ O) start: 14 min max 20 min (<i>c</i>)
Isothermal 80°C	Water solution of dinitromethane ^(b) 1.5% DNM, 20.0% H ₂ SO ₄	(<i>c</i>)
Isothermal 80°C	Water solution of dinitromethane ^(b) 1.5% DNM, 20.0% H ₂ SO ₄ , 0.7% HNO ₃	(<i>c</i>)
Non-isothermal up to 100°C, 5°C/min	Water solution of dinitromethane ^(a) 1.5% DNM, 20.0% H ₂ SO ₄ , max. 0.7% HNO ₃	N ₂ O, CO ₂ (H ₂ O) start: 14 min (80°C) max 15 min (85°C)
Non-isothermal up to 100°C, 5°C/min	Water solution of dinitromethane ^(b) 1.5% DNM, 20.0% H ₂ SO ₄ , 0.7% HNO ₃	N ₂ O, CO ₂ (H ₂ O) start: 16 min (85°C) max 19 min (96°C) (<i>c</i>)
Isothermal 90°C	Water solution of dinitromethane ^(b) 1.5% DNM, 20.0% H ₂ SO ₄ , 0.7% HNO ₃	N ₂ O, CO ₂ , NO ₂ traces, (H ₂ O) start: 8 min (62°C) max 14 min (88°C)
Non-isothermal up to 100°C, 5°C/min	Water solution of dinitromethane ^(b) 7.5% DNM, 20.0% H ₂ SO ₄	

(Continued)

Table 1
Continued

DTA conditions	Sample composition	FTIR results
Isothermal 90°C	Water solution of dinitromethane ^(b) 7.5% DNM, 20.0% H ₂ SO ₄	N ₂ O, CO ₂ (H ₂ O) start 17 min, max 22 min
Non-isothermal up to 250°C, 5°C/min	Potassium dinitromethanide ^(d)	N ₂ O, CO ₂ , H ₂ O start 30 min (197°C) max 33 min (213°C) (<i>f</i>)
Non-isothermal up to 100°C, 5°C/min	Solution of dinitromethane in ethyl acetate ^(c) 4% DNM	N ₂ O, CO ₂ (H ₂ O) start 1 min maximum: 10 min
Isothermal 90°C	Solution of dinitromethane in ethyl acetate ^(c) 4% DNM	N ₂ O, CO ₂ (H ₂ O) start 1 min (40°C) max 6 min (50°C)
25–100°C	Solution of dinitromethane in diethyl ether (acidic solution) 4% DNM	N ₂ O, CO ₂ , H ₂ O start: 7 min (40°C) max 11 min (50°C)
25–100°C	Solution of dinitromethane in diethyl ether (neutral, dried over CaCl ₂) 4% DNM	

^(a) The reaction mixture from 2,2-dinitroethene-1,1-diamine synthesis [3,4] (theoretical composition).

^(b) Prepared from KCH(NO₂)₂, corresponding content of K₂SO₄.

^(c) No gases were detected by FTIR during two hours of heating.

^(d) 10 mg of the sample. **Caution!** Explosion took place.

^(e) Prepared by neutralization of KHC(NO₂)₂ and extraction into solvent, dried over CaCl₂.

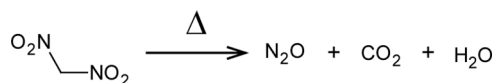
^(f) The strips of ethyl acetate are distinctive only.

From the DTA records the appropriate temperatures were recognized. In the case of isothermal measurement only the time was evaluated. Note that the concentration was determined according to 2240 cm^{-1} (N_2O) strip. A sample of FTIR spectra is presented in Fig. 2.

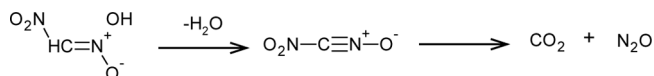
Results and Discussion

The FTIR results of dinitromethane and potassium dinitromethane decompositions are summarized in Table 1. In the case of dinitromethane solutions, water is shown in parentheses (because it is not possible to detect it by the method used because water comes both from water solutions of diluted acids and from dinitromethane decomposition). But in principle, water is supposed to be among the decomposition product.

According to the results stated in Table 1, we suggest the following equation of thermal decomposition of dinitromethane.



This is in accordance with the theory about formation of nitroformonitril oxide [18] followed by its decomposition to carbon dioxide and nitrous oxide.



Conclusions

It was found by FTIR that dinitromethane in diluted sulphuric acid, ethyl acetate, and diethyl ether decomposes to nitrous oxide and carbon dioxide. Further, it was found that potassium salt of dinitromethane decomposes into the same gaseous products. These products are relatively nontoxic and nonexplosive. Thanks to the safe and environmentally friendly disposal of this dinitromethane thermal decomposition, the method may be used in a solving of the ecological problems of some methods of the FOX-7 production.

Acknowledgements

The authors thank the Ministry of Defence, Czech Republic, for financial support of this work within the framework of research project OBEXPL2003001; Miloslav Krupka for providing of DTA/FTIR apparatus; and Svatopluk Zeman for discussions about thermal decompositions of nitro compounds.

References

- [1] Legin, G. Y., L. V. Okhlobystina, and A. A. Fajzilberg. 1965. Poluchenie individualnogo dinitrometana i ego fizicheskie svoystva. *Izvestia Akademii Nauk, Serya Khimicheskaya*, 12: 2220–2221.
- [2] Bedford, C. D. and A. T. Nielsen. 1979. Synthesis of 2-(arylamino)-1,1-dinitroethylenes gem-dinitroenamines. *Journal of Organic Chemistry*, 44: 633–636.
- [3] Astra'ev, A. A., D. V. Dashko, A. Y. Mershin, A. I. Stepanov, and N. A. Urazgil'deev. 2001. Some specific features of acid nitration of 2-substituted 4,6-dihydropyrimidines. Nucleophilic cleavage of the nitration products. *Russian Journal of Organic Chemistry*, 37(5): 729–733.
- [4] Latypov, N. V., M. Johannsson, E. Holmgren, E. V. Sizova, V. V. Sizov, and A. J. Bellamy. 2007. On the synthesis of 1,1-diamino-2,2-dinitroethylene (FOX-7) by nitration of 4,6-dihydroxy-2-methylpyrimidine. *Organic Process Research & Development*, 11: 56–59.
- [5] Latypov, N. V., U. Wellmar, and A. Langlet. 2002. Multistep Synthesis of Dinitromethane Salts from 1,3-diazines, 1,2-diazoles, and 1,2,4-triazoles. Patent WO 034223.
- [6] Ek, S., C. Eldsaeter, P. Goede, E. Holmgren, R. Tryman, and N. Latypov. 2005. Synthesis and characterisation of 2,2-dinitro-1,3-propanediol-based plasticisers. *Central European Journal of Energetic Materials*, 2(4): 33–45.
- [7] Manelis, G. B., G. M. Nazin, Y. I. Rubtsov, and V. A. Strunin. 1996. *Thermal Decomposition and Combustion of Explosives and Powders*. Leningrad: Nauka.
- [8] Neff, J. U. 1894. Nitroparaffin salt constitution. *Liebigs Annalen der Chemie*, 280: 263.
- [9] Noland, W. E. 1955. The nef reaction. *Chemical Reviews*, 55(1): 137–152.

- [10] Khrapovski, G. M., Y. I. Rubtsov, V. A. Rafeev, V. A. Marchenko, and G. B. Manelis. 1988. Possible mechanism of the gas-phase thermal decomposition of aliphatic nitrocompounds. Theoretical investigation of the dinitromethane decomposition. *Izvestia Akademii Nauk, Serya Khimicheskaya*, 294(4): 921–924.
- [11] Ovchinnikov, I. V., N. N. Makhova, and L. I. Khmelnickii. 1995. Nitroformonitrile oxide. *Izvestia Akademii Nauk, Serya Khimicheskaya*, 44(4): 722–726.
- [12] Torssell, K. and R. Ryhage. 1965. Thermal decomposition of aliphatic nitro salts. Infrared spectra of aliphatic nitrosalts. *Arkiv foer Kemi*, 23(44): 525–536.
- [13] Rahman, A. and L. B. Clapp. 1976. Thermal decomposition of the potassium salts of dinitroalkanes. *Journal of Organic Chemistry*, 41(1): 122–125.
- [14] Duden, P. 1893. Ueber das dinitromethan. *Chemische Berichte*, 26: 3003–3011.
- [15] Langlet, A., N. V. Latypov, U. Wellmar, U. Bemm, P. Goede, J. Bergman, and I. Romero. 2002. Nitration of 2-substituted pyrimidine-4,6-diones, structure and reactivity of 5,5-gem-dinitro-pyrimidine-4,6-diones. *Journal of Organic Chemistry*, 67(22): 7833–7838.
- [16] Latypov, N. V. 2006. Personal (oral) communication to Zdenek Jalouy, Prague, 2006.
- [17] Krupka, M. 2001. New trends in research of energetic materials. In *Devices and Equipment for Testing of Energetic Materials*. 4th ed., edited by J. Vágenknecht. Pardubice, Czech Republic: University of Pardubice.
- [18] Khrapovski, G. M., Y. I. Rubtsov, V. A. Rafeev, V. A. Marchenko, and G. B. Manelis. 1991. Some peculiarities of molecular-structure effects on the kinetic parameters of primary activity of aliphatic nitrocompounds in respect to thermal decomposition. 17th International Pyrotechnics Seminar. Institute of Chemical Physics, Chernogolovka.